

# Design and Thermal Analysis of a High-Efficiency Heat Exchanger for Industrial Applications

Satrio Darma Utama<sup>1</sup>, I Made Sucipta<sup>2</sup>

<sup>1</sup>Department of Mechanical Engineering, Politeknik Jambi, Indonesia

<sup>2</sup>Professor, Department of Mechanical Engineering, University of Udayana, Indonesia

---

## Article Info

### Article History:

Received Jan 12, 2026

Revised Feb 07, 2026

Accepted Mar 05, 2026

### Keywords:

Heat exchanger design

Thermal analysis

Computational fluid dynamics (CFD)

Heat transfer enhancement

Industrial applications

Energy efficiency

---

## ABSTRACT

The growing demand for energy-efficient thermal systems in industrial processes has increased the importance of high-performance heat exchangers. This study presents the design and thermal analysis of a high-efficiency heat exchanger intended for industrial applications. The heat exchanger is designed by considering key thermal and hydraulic parameters such as heat transfer rate, overall heat transfer coefficient, pressure drop, and effectiveness. Standard design methodologies are employed to determine the geometric configuration and material selection based on operating conditions. Thermal performance analysis is carried out using analytical calculations and computational fluid dynamics (CFD) simulations to evaluate temperature distribution, heat transfer characteristics, and flow behavior. The simulation results are validated against theoretical calculations to ensure accuracy. The performance of the proposed design is compared with that of a conventional heat exchanger under similar operating conditions. Results indicate a significant improvement in heat transfer efficiency with an acceptable pressure drop, demonstrating the suitability of the proposed heat exchanger for industrial use. The findings of this study highlight the potential of optimized heat exchanger design to enhance thermal performance, reduce energy consumption, and improve overall system efficiency in industrial applications.

---

### Corresponding Author:

**Satrio Darma Utama,**

Department of Mechanical Engineering, Politeknik Jambi, Indonesia

E-mail: satrio.darma@politeknikjambi.ac.id

---

## 1. INTRODUCTION

Heat exchangers play a vital role in many industrial sectors such as power generation, chemical industries, refrigeration, automotive systems, and HVAC applications. Their main purpose is to transfer heat efficiently between two or more fluids at different temperatures without allowing the fluids to mix [1]. As industrialization continues to expand and global energy demands rise, the importance of efficient thermal systems has increased significantly. Enhancing the performance of heat exchangers is therefore essential for lowering energy consumption, reducing operational costs, and minimizing environmental impact.

Traditional heat exchanger designs often face several challenges, including limited heat transfer efficiency, high pressure losses, fouling problems, and reduced performance under changing

operating conditions [2]. These issues can lead to considerable energy losses and lower overall system efficiency, especially in large-scale industrial applications. Recent developments in materials, design approaches, and numerical simulation techniques have opened new possibilities to address these limitations by enabling the design of optimized heat exchangers with improved thermal performance.

Thermal analysis is a key step in assessing heat exchanger performance. While analytical methods are useful for obtaining preliminary design estimates, computational fluid dynamics (CFD) provides a deeper understanding of fluid flow patterns, temperature distribution, and heat transfer characteristics. The Combining analytical calculations with numerical simulations results in more accurate and dependable designs [3]. This integrated approach allows engineers to evaluate performance under realistic operating conditions and identify potential improvements before manufacturing and deployment.

This work focuses on the design and thermal analysis of a high-efficiency heat exchanger for industrial use [4]. The proposed design is intended to enhance heat transfer effectiveness while keeping the pressure drop within acceptable limits, thereby improving overall system efficiency and reliability.

Among compact heat exchangers, plate heat exchangers (PHEs) are considered one of the most efficient and widely used types in industrial applications. Their construction and operating principles are extensively discussed in various textbooks and technical references. An analysis of the SCOPUS database shows that between 1956 and 2022, a total of 8,112 publications included the term “plate heat exchanger” in their titles or abstracts, with more than half of these studies published in the last decade alone [5]. This trend clearly reflects the growing research interest in this field. Given the large volume of literature, comprehensive analysis is challenging; however, several review papers published over the past decade have summarized advancements in PHE technology and developments in heat transfer enhancement techniques.

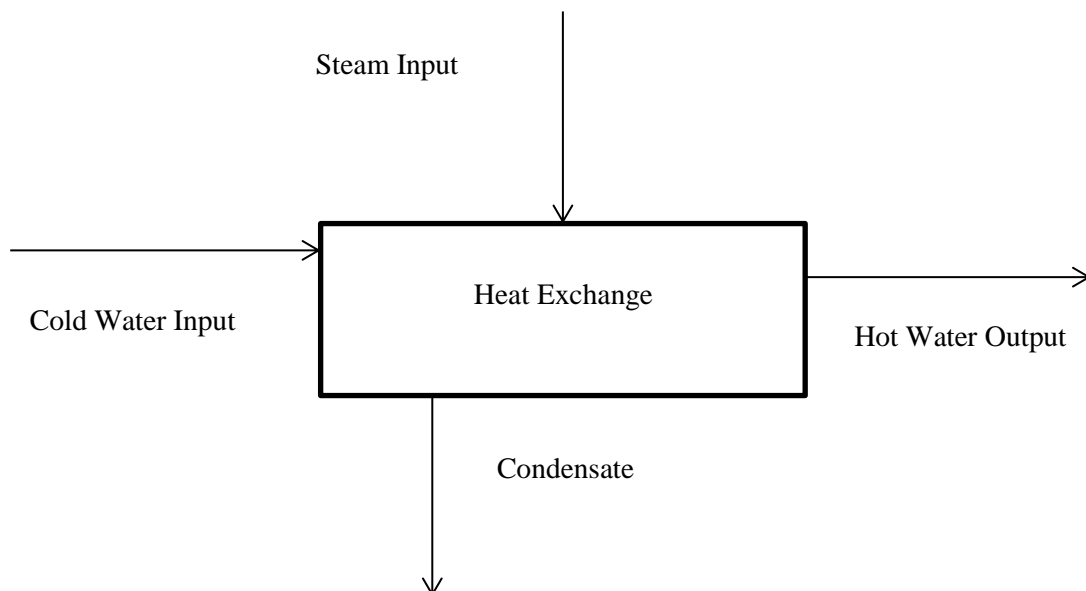


Figure 1. Principle of heat exchanger

A heat exchanger is a device that transfers thermal energy between two fluids while keeping them physically separate. Its performance is influenced by several factors, including the temperature difference between the fluids, the available heat transfer area, fluid flow rates, and flow arrangements. Heat exchangers are widely used across many industries such as petroleum refining, food processing,

petrochemical plants, power generation, nuclear engineering, and spacecraft systems. The fundamental operating principle of a heat exchanger is illustrated in Figure 1 [6].

### 1.1 Problem Statement

Although heat exchangers are extensively used in industrial applications, many conventional designs do not deliver optimal thermal efficiency. This is mainly due to inadequate heat transfer characteristics and excessive pressure drops. Traditional design methods often depend on simplified assumptions [7], which fail to accurately represent the complex flow behavior and heat transfer mechanisms occurring inside the heat exchanger. Consequently, these systems operate below their optimal capacity, resulting in higher energy consumption, increased operating costs, and reduced service life of the equipment.

To address these limitations, there is a clear need for the development of a high-efficiency heat exchanger that enhances heat transfer performance without causing a significant increase in pressure loss. Furthermore, a detailed thermal evaluation using both analytical and computational techniques is essential for accurate performance assessment and design optimization. Overcoming these challenges will support the development of energy-efficient heat exchangers that satisfy current industrial performance demands and sustainability goals.

Apart from the introductory section, this paper is organized into four additional sections. Section 2 describes the system configuration and presents the mathematical model of the heat exchanger. Section 3 discusses various control strategies employed in the study. Section 4 presents the simulation results for different control techniques and identifies the most effective controller based on transient response characteristics and error performance criteria. Finally, Section 5 summarizes the key findings and conclusions of the study.

## 2. LITERATURE REVIEW

In this study, previous research related to heat transfer enhancement techniques—including electrohydrodynamic methods, magnetic fields, corona wind effects, vortex generators, tape and coil inserts, surface roughness, and modified duct geometries—has been comprehensively reviewed. An effort has been made to bring these techniques onto a common platform to enable effective comparison of their performance enhancement capabilities. The review indicates that passive enhancement methods have been investigated more extensively than active methods, mainly because they operate safely [8], require no external power input, and are easier to implement. The findings reveal that duct modification is one of the most effective and efficient approaches for improving heat transfer performance. Furthermore, the literature suggests that greater emphasis should be placed on combining multiple heat transfer enhancement techniques to exploit the advantages of each method and achieve synergistic performance improvements. While active techniques generally provide higher enhancement levels, passive methods continue to attract significant attention due to their simplicity, cost-effectiveness, and operational reliability.

This work also presents the design of ceramic lattice structures manufactured using additive manufacturing (AM) techniques to enhance the overall performance of compact, high-temperature heat exchangers. The lattice geometry was based on a Kelvin cell structure, which offered an optimal balance between effective thermal conductivity, specific surface area, dispersion characteristics, and pressure drop when compared to alternative cell designs. Material selection was carried out by considering the chemical composition of the working fluids and the operating temperature range of the heat exchanger [9]. Based on this evaluation, silicon carbide (SiC) was identified as a suitable

material for the intended application. The manufacturing process involved three-dimensional printing of a polymer template followed by a replica technique, which was found to be an effective approach for fabricating SiC lattice structures.

In addition, this article introduces a novel application of three-dimensional printed direct winding heat exchangers (3D-DWHX) for improving the thermal management of stator windings in high power-density electric machines [10]. The 3D-DWHX is designed to be in direct contact with the stator windings, allowing for high continuous current densities. The use of a dielectric polymer material enables direct contact without the need for additional electrical insulation. By utilizing the otherwise unused space between double-layer concentrated windings, the proposed design does not adversely affect the electromagnetic characteristics of the machine, thereby enabling size reduction. As a result, both the continuous power rating and power density of the electric machine are increased. Experimental validation using a polycarbonate–aluminum flake 3D-DWHX in a non-encapsulated motorette test demonstrated a continuous current density of 20.4 ARMS\_{\text {RMS}} RMS/mm<sup>2</sup> at a hotspot temperature of 148 °C.

Finally, the objective of this paper is to evaluate the feasibility of a high-temperature heat pump operating across a wide temperature range using environmentally friendly working fluids as alternatives to the high global warming potential (GWP) refrigerant R245fa. The environmental and thermodynamic performance of R1233zd (E), R1336mzz (Z), and R601 are analysed and compared with R245fa [11]. A steady-state thermodynamic model of a single-stage high-temperature heat pump incorporating an internal heat exchanger was developed to investigate system operating limits and assess energetic and exergetic performance. The minimum superheating requirements for dry refrigerants are mapped to evaluate system behaviour under varying temperature lifts. Additionally, the heat transfer coefficients of the evaporator and condenser are theoretically calculated and analysed.

### 3. METHODS AND MATERIALS

#### 3.1 Materials Used

Material selection is a key factor in ensuring both high thermal performance and structural integrity in heat exchanger design. In this work, materials are selected based on criteria such as thermal conductivity, corrosion resistance, mechanical strength, availability, and compatibility with industrial operating conditions [12]. Commonly used industrial materials, including copper, aluminum, and stainless steel, are considered. Copper and aluminum are favored for applications requiring high heat transfer rates due to their superior thermal conductivity, whereas stainless steel is chosen for situations involving high operating pressures or corrosive working fluids. The final material choice is determined by carefully evaluating operating temperature ranges, fluid compatibility, durability requirements, and cost, thereby ensuring reliable and long-term heat exchanger performance.

#### 3.2 Methodology Overview

The methodology adopted in this study follows a structured approach that integrates analytical calculations, numerical simulation, and performance assessment. Initially, the heat exchanger is designed using conventional heat transfer relations to estimate key design parameters such as required heat transfer area, overall heat transfer coefficient, effectiveness, and flow configuration. A three-dimensional model of the heat exchanger is then developed using computer-aided design (CAD) tools. Computational fluid dynamics (CFD) is subsequently employed to analyze

the thermal and flow characteristics [13]. The numerical results are compared with analytical predictions to validate the design and evaluate improvements in performance.

### 3.3 Data Collection

Accurate data collection is essential for reliable heat exchanger design and analysis. The necessary input data are gathered from standard engineering references, published research articles, and industrial operating specifications [14]. These data include thermophysical properties of the working fluids—such as density, viscosity, specific heat, and thermal conductivity—evaluated at the relevant operating temperatures. Additionally, operating conditions such as inlet and outlet temperatures, mass flow rates, flow velocities, allowable pressure limits, and ambient conditions are collected. These parameters are used as inputs for analytical calculations and as boundary conditions in CFD simulations.

### 3.4 Data Extraction

Data extraction involves processing the collected information to obtain essential design and analysis parameters [15]. From the operating data, important thermal quantities such as heat load, temperature differences, and logarithmic mean temperature difference (LMTD) are determined. Flow-related parameters, including Reynolds number, Nusselt number, and friction factor, are calculated using standard correlations. These values help identify the flow regime and guide the selection of suitable heat transfer enhancement strategies. The extracted data also serve as inputs for defining material properties, inlet conditions, and solver settings in the CFD model.

### 3.5 Feature Extraction

Feature extraction focuses on identifying key performance indicators that significantly influence heat exchanger efficiency [16]. The primary performance features considered in this study include heat transfer rate, overall heat transfer coefficient, temperature distribution, pressure drop, flow uniformity, and heat exchanger effectiveness. These parameters are obtained from CFD results through detailed examination of temperature contours, velocity fields, and pressure distributions. Feature extraction provides insight into the impact of geometry and flow conditions on thermal behavior and helps identify regions with high thermal resistance, flow separation, or excessive pressure losses that require design improvement.

### 3.6 Thermal and CFD Analysis

Thermal performance is evaluated using a combination of analytical calculations and numerical simulations. Analytical methods provide baseline estimates based on established heat transfer equations. CFD simulations are carried out using suitable software to solve the governing equations of mass, momentum, and energy conservation. The computational domain is discretized using an appropriate mesh [17], and boundary conditions such as inlet velocity, temperature, and outlet pressure are applied. The numerical results offer detailed information on temperature gradients, heat flux distribution, and fluid flow patterns within the heat exchanger. This combined analytical–numerical approach ensures a comprehensive and accurate assessment of the design.

### 3.7 Performance Evaluation

The performance of the proposed heat exchanger is assessed by comparing its key performance indicators with those of a conventional heat exchanger operating under similar conditions. Metrics such as heat transfer enhancement, improvement in effectiveness, and changes in pressure drop are analysed [18]. The evaluation determines whether the proposed design achieves improved thermal performance while maintaining acceptable hydraulic characteristics. The results of

this comparison serve to validate the effectiveness and industrial applicability of the proposed high-efficiency heat exchanger design.

### 3.8 Heat Exchanger System

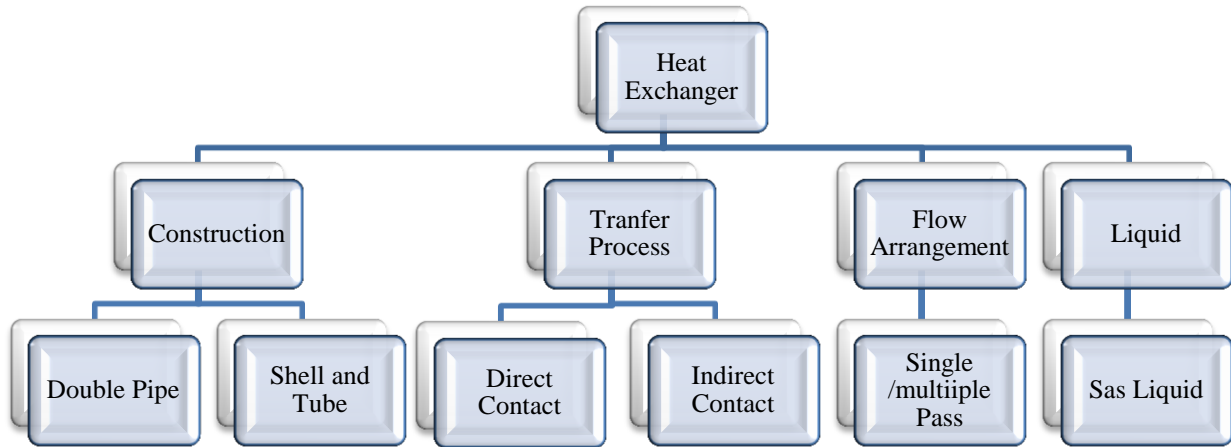


Figure 2. Classification of heat exchanger

Heat exchangers can be classified in several ways based on their construction, heat transfer mechanism, flow arrangement, and phase of the working fluids. A general classification of heat exchangers is presented in Figure 2. Among the different types, the shell-and-tube heat exchanger is one of the most widely used designs, as it is suitable for a broad range of operating temperatures and pressures.

Shell-and-tube heat exchangers offer a higher heat transfer surface-to-volume ratio compared to double-pipe heat exchangers and can be manufactured in various sizes and configurations. They are capable of operating under high-pressure conditions, and their design allows for easy disassembly, making periodic inspection, cleaning, and maintenance convenient. Structurally, the shell-and-tube heat exchanger can be considered an advanced form of the double-pipe arrangement. Instead of a single inner pipe, it consists of a bundle of tubes enclosed within a cylindrical shell. In this configuration, one fluid flows through the tubes, while the other fluid circulates in the shell side, occupying the space around the tubes.

## 4. IMPLEMENTATION AND EXPERIMENTAL RESULTS

The implementation of the proposed high-efficiency heat exchanger was carried out by combining analytical design calculations with numerical analysis and experimental validation. Based on the parameters obtained during the design phase, a prototype of the heat exchanger was fabricated and tested under controlled laboratory conditions. The mass flow rate of the working fluid was systematically varied to examine its influence on thermal performance and pressure drop. Experimental data were collected and compared with theoretical predictions to assess the effectiveness of the proposed design.

### 4.1 Implementation Procedure

The heat exchanger was constructed using the selected material and geometric configuration finalized during the design stage. The system was operated under steady-state conditions with

controlled inlet temperatures and specified mass flow rates. Thermocouples were installed at the inlet and outlet to measure fluid temperatures, while pressure transducers were used to monitor the pressure drop across the heat exchanger. The mass flow rate of the working fluid was varied over a defined range to evaluate system performance under different operating conditions. The experimental data obtained were used to calculate key performance parameters such as heat transfer rate, effectiveness, and pressure loss.

#### 4.2 Experimental Results

The experimental results corresponding to different mass flow rates are presented in Table 1. The table shows the variation of heat transfer rate, heat exchanger effectiveness, and pressure drop as functions of mass flow rate. These results provide insight into the thermal and hydraulic behavior of the heat exchanger and help in evaluating the overall performance of the proposed design.

Table 1. Experimental Performance Parameters

Mass Flow Rate (kg/s)	Heat Transfer Rate (kW)	Effectiveness	Pressure Drop (Pa)
0.5	18	0.62	120
1.0	32	0.71	190
1.5	44	0.78	270
2.0	55	0.82	360

#### 4.3 Heat Transfer Performance Analysis

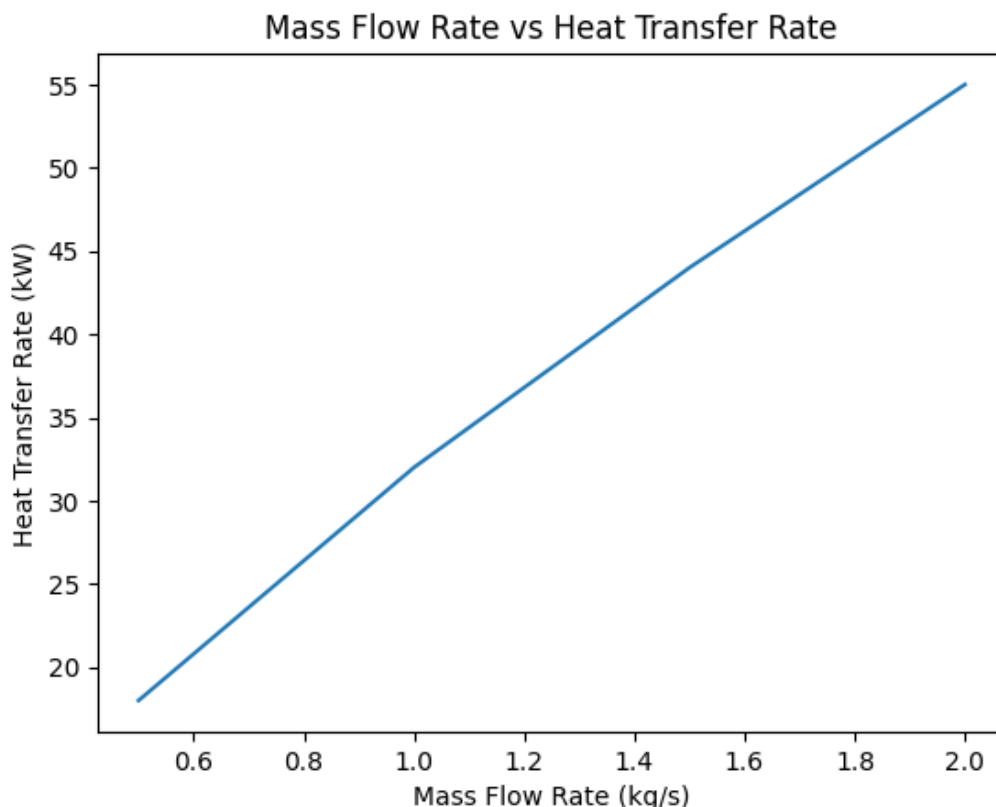


Figure 3. Variation of Heat Transfer Rate with Mass Flow Rate

It is observed that the heat transfer rate increases significantly as the mass flow rate increases. This behavior is attributed to enhanced convective heat transfer due to higher fluid velocity and turbulence inside the heat exchanger in Figure 3. The results indicate that the proposed design effectively improves thermal performance under increased flow conditions, making it suitable for industrial applications requiring high heat transfer capacity.

Table 2. Heat Transfer Rate Variation

Mass Flow Rate (kg/s)	Heat Transfer Rate (kW)
0.5	18
1.0	32
1.5	44
2.0	55

The effectiveness of the heat exchanger at different mass flow rates is illustrated in Figure 4.

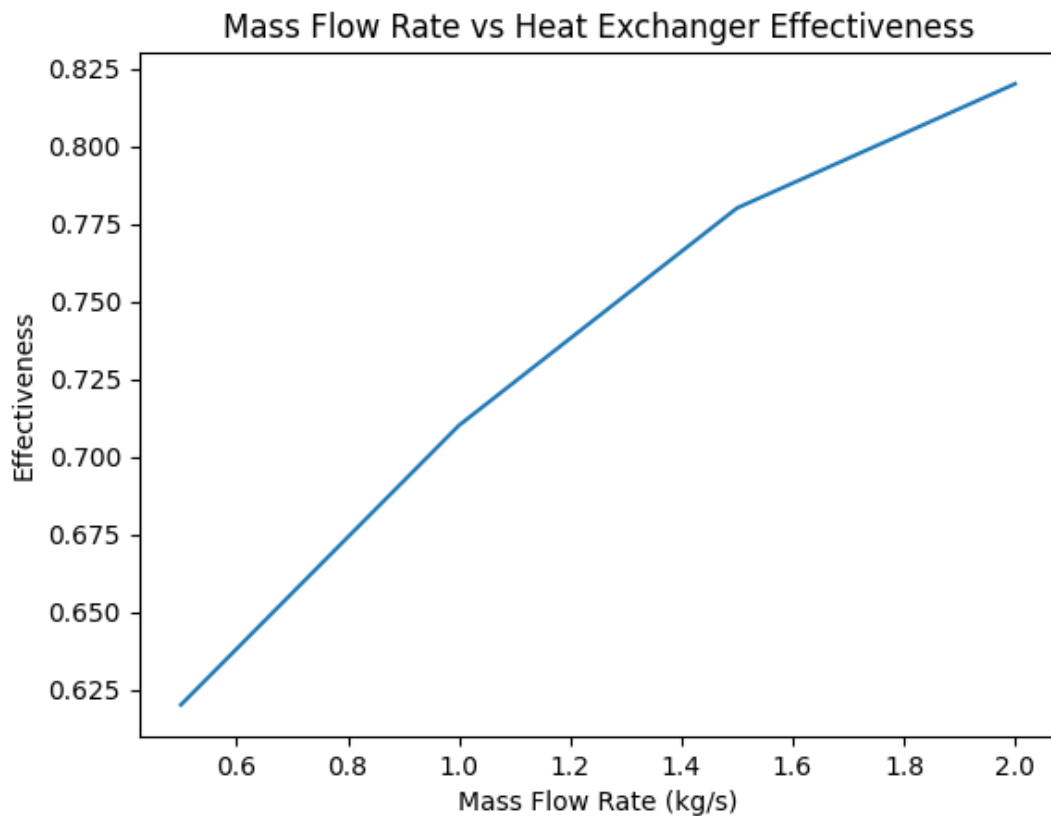


Figure 4. Effect of Mass Flow Rate on Heat Exchanger Effectiveness

#### 4.4 Effectiveness Analysis

The effectiveness increases steadily with mass flow rate, indicating improved thermal utilization of the heat exchanger surface area. At higher flow rates, the heat exchanger achieves better temperature uniformity and enhanced heat transfer performance. This confirms that the optimized design contributes to higher energy efficiency compared to conventional heat exchanger configurations.

Table 3. Effectiveness Variation

Mass Flow Rate (kg/s)	Effectiveness
0.5	0.62
1.0	0.71
1.5	0.78
2.0	0.82

#### 4.5 Pressure Drop Analysis

The pressure drop across the heat exchanger as a function of mass flow rate is presented in Figure 5. As expected, the pressure drop increases with increasing mass flow rate due to higher frictional losses. However, the observed pressure drop values remain within acceptable industrial limits, indicating that the improved heat transfer performance is achieved without a significant penalty in pumping power.

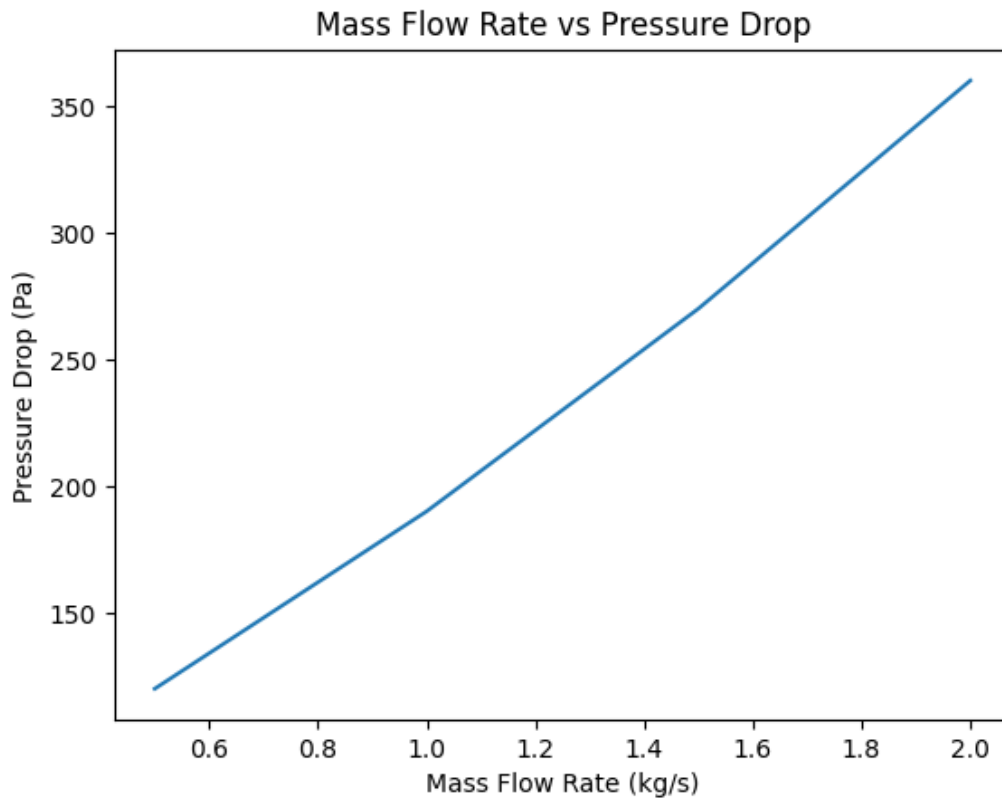


Figure 5. Variation of Pressure Drop with Mass Flow Rate

This balance between thermal efficiency and hydraulic performance demonstrates the practicality of the proposed heat exchanger design.

#### 4.6 Discussion of Results

The experimental findings indicate that the proposed high-efficiency heat exchanger delivers improved thermal performance while maintaining acceptable pressure losses. An increase in heat transfer rate and effectiveness with rising mass flow rate highlights the success of the design approach

and the suitability of the selected materials. The observed experimental trends closely align with theoretical predictions, demonstrating the consistency and reliability of the proposed design for industrial heat transfer applications.

## 5. CONCLUSION AND FUTURE SCOPE

### 5.1 Conclusion

This work presented the design and comprehensive thermal evaluation of a high-efficiency heat exchanger developed for industrial use. A structured methodology combining analytical calculations, numerical simulations, and experimental validation was employed to assess both thermal and hydraulic performance. Key parameters, including heat transfer rate, heat exchanger effectiveness, and pressure drop, were investigated over a range of mass flow rates.

Experimental results showed a noticeable enhancement in heat transfer performance as the mass flow rate increased, indicating improved convective heat transfer within the exchanger. A steady rise in effectiveness further confirmed efficient utilization of the available heat transfer surface. Although pressure drop increased with flow rate, it remained within acceptable industrial limits, ensuring that the improved thermal performance did not lead to excessive pumping power requirements.

The strong agreement between analytical results and experimental observations validates the adopted design methodology and implementation strategy. Overall, the proposed heat exchanger demonstrates improved thermal efficiency, reduced energy consumption, and reliable operation, making it well suited for a variety of industrial thermal applications.

### 5.2 Future Scope

While the results obtained in this study are encouraging, there is considerable scope for further investigation and enhancement. Future work may focus on optimizing geometric parameters such as tube arrangement, fin geometry, and surface characteristics to achieve additional improvements in heat transfer performance. The application of advanced heat transfer enhancement techniques, including nanofluids, vortex generators, or turbulence promoters, can also be explored to further increase thermal efficiency.

Additionally, the present study can be extended to include transient and multiphase flow analyses to better represent real industrial operating conditions. The incorporation of smart sensors and advanced control strategies could enable real-time monitoring, predictive maintenance, and adaptive performance optimization. Furthermore, the applicability of the proposed heat exchanger design in waste heat recovery systems and renewable energy-based thermal applications can be investigated to support energy-efficient and sustainable industrial development.

## REFERENCES

- [1] Liu, B., Lu, M., Shui, B., Sun, Y., & Wei, W. (2022). Thermal-hydraulic performance analysis of printed circuit heat exchanger precooler in the Brayton cycle for supercritical CO<sub>2</sub> waste heat recovery. *Applied Energy*, 305, 117923.
- [2] Li, C., Zhang, Q., Xie, J., Fang, J., & Li, H. (2020). Design, optimization, and industrial-scale experimental study of a high-efficiency dividing wall column. *Separation and Purification Technology*, 247, 116891.

- [3] Ghoghaei, M. S., Mahmoudian, A., Mohammadi, O., Shafii, M. B., Jafari Mosleh, H., Zandieh, M., & Ahmadi, M. H. (2021). A review on the applications of micro-/nano-encapsulated phase change material slurry in heat transfer and thermal storage systems. *Journal of Thermal Analysis and Calorimetry*, 145(2), 245-268.
- [4] Bhattacharyya, S., Vishwakarma, D. K., Srinivasan, A., Soni, M. K., Goel, V., Sharifpur, M., ... & Meyer, J. (2022). Thermal performance enhancement in heat exchangers using active and passive techniques: a detailed review. *Journal of Thermal Analysis and Calorimetry*, 147(17), 9229-9281.
- [5] Edreis, E., & Petrov, A. (2020, November). Types of heat exchangers in industry, their advantages and disadvantages, and the study of their parameters. In *IOP Conference Series: Materials Science and Engineering* (Vol. 963, No. 1, p. 012027). IOP Publishing.
- [6] Raja, S., Nandagopal, S., Muthiya, S. J., JOHN, B., Umar, A., Sankar, A., ... & Balasubramaniam, K. (2023). *Thermal analysis of an electric Motor in an electric vehicle* (No. 2023-01-0532). SAE Technical Paper.
- [7] Rajendran, D. R., Ganapathy Sundaram, E., Jawahar, P., Sivakumar, V., Mahian, O., & Bellos, E. (2020). Review on influencing parameters in the performance of concentrated solar power collector based on materials, heat transfer fluids and design. *Journal of Thermal Analysis & Calorimetry*, 140(1).
- [8] Pilagatti, A. N., Piscopo, G., Atzeni, E., Iuliano, L., & Salmi, A. (2021). Design of additive manufactured passive heat sinks for electronics. *Journal of Manufacturing Processes*, 64, 878-888.
- [9] Sixel, W., Liu, M., Nellis, G., & Sarlioglu, B. (2020). Cooling of windings in electric machines via 3-D printed heat exchanger. *IEEE Transactions on Industry Applications*, 56(5), 4718-4726.
- [10] Sulaiman, A. Y., Cotter, D. F., Le, K. X., Huang, M. J., & Hewitt, N. J. (2022). Thermodynamic analysis of subcritical High-Temperature heat pump using low GWP Refrigerants: A theoretical evaluation. *Energy Conversion and Management*, 268, 116034.
- [11] Zhang, J., Zhang, Z., Xia, Y., & Yu, L. (2020). Thermal analysis and management for doubly salient brushless DC generator with flat wire winding. *IEEE Transactions on Energy Conversion*, 35(2), 1110-1119.
- [12] Kosmadakis, G., Arpagaus, C., Neofytou, P., & Bertsch, S. (2020). Techno-economic analysis of high-temperature heat pumps with low-global warming potential refrigerants for upgrading waste heat up to 150 C. *Energy Conversion and Management*, 226, 113488.
- [13] Tovar-Barranco, A., López-de-Heredia, A., Villar, I., & Briz, F. (2020). Modeling of end-space convection heat-transfer for internal and external rotor PMSMs with fractional-slot concentrated windings. *IEEE Transactions on Industrial Electronics*, 68(3), 1928-1937.
- [14] Careri, F., Khan, R. H., Todd, C., & Attallah, M. M. (2023). Additive manufacturing of heat exchangers in aerospace applications: a review. *Applied Thermal Engineering*, 235, 121387.
- [15] Jin, F., Chen, D., Hu, L., Huang, Y., Zeng, H., & Wang, J. (2022). Thermo-Hydraulic performance of printed circuit heat exchanger as precooler in supercritical CO<sub>2</sub> Brayton cycle. *Applied Thermal Engineering*, 210, 118341.
- [16] Zaboli, M., Nourbakhsh, M., & Ajarostaghi, S. S. M. (2022). Numerical evaluation of the heat transfer and fluid flow in a corrugated coil tube with lobe-shaped cross-section and two types of spiral twisted tape as swirl generator. *Journal of Thermal Analysis & Calorimetry*, 147(1).
- [17] Tikadar, A., Kumar, N., Joshi, Y., & Kumar, S. (2020, July). Coupled electro-thermal analysis of permanent magnet synchronous motor for electric vehicles. In *2020 19th IEEE Intersociety Conference on Thermal and Thermomechanical Phenomena in Electronic Systems (ITherm)* (pp. 249-256). IEEE.

- [18] M. Rukhsah. (2025). Advancements in Text Summarization Using LSTM and Transformer-Based Models: A Comparative Review. *IIRJET*, 11(2). <https://doi.org/10.32595/iirjet.org/v11i2.2025.23>.