

# Advanced Machine Learning Approaches for Biotechnology Quality Compliance in Future Prospects

Dr. R. Usha Rani<sup>1</sup>, Fazal Noorbasha<sup>2</sup>, Dr. V. Mohan<sup>3</sup>

<sup>1</sup>Professor, Department of CSE (AI&ML), CVR College of Engineering, Hyderabad, India.

E-mail: teaching.usha@gmail.com

<sup>2</sup>Associate Professor, Departemnt of ECE, Koneru Lakshmaiah Education Foundation, Vaddeswaram, Guntur, A.P, India. E-mail: fazalnoorbasha@kluniversity.in

<sup>3</sup>Assistant Professor, Department of CSE, Vardhaman College of Engineering, Hyderabad, India.

E-mail: vmohan1182@gmail.com

---

## Article Info

### Article History:

Received Apr 07, 2026

Revised May 08, 2026

Accepted Jun 11, 2026

### Keywords:

Bio-MARL,  
Deep learning,  
AI,  
Bio-nanotechnology,  
Green synthesis,  
Microbes,  
Environmental safety,  
Safe-by-Design

---

## ABSTRACT

Artificial Intelligence (AI) and Machine Learning (ML) have emerged as transformative technologies in healthcare, biotechnology, and vaccine development, offering significant potential to improve process efficiency, decision-making, and resource utilization. This study presents Bio-MARL, an advanced machine learning framework for biotechnology quality compliance and biological process optimization that integrates multi-objective management with time-series prediction techniques. The proposed framework employs Long Short-Term Memory (LSTM) and Transformer-based models for temporal forecasting, combined with predictive maintenance strategies and multi-objective optimization to effectively manage operational trade-offs. And the Productivity rose by 29.9% across datasets (Yeast 26.9%, E. coli 34.2%, and CHO 28.5%). and 94.8% of the batch was successful. Depending on the type of procedure, resource usage dropped by 20–25%. The design combines multi-objective methods that manage practical trade-offs, LSTM and Transformer models for temporal prediction, and predictive upkeep that cuts unscheduled downtime by 43%. Our method is validated by three industrial data sets: yeast generating enzymes on a large scale, E. coli producing the use of re and CHO cell cultures expressing monoclonal proteins. Together, the three datasets show steady gains in robustness, quality, and output. These findings show that smart automation may significantly boost supply-chain resilience and bio manufacturing profitability.

---

### Corresponding Author:

**Dr R Usha Rani,**

Professor, Department of CSE(AI&ML),  
CVR College of Engineering, Hyderabad, India.

E-mail: teaching.usha@gmail.com

---

## 1. INTRODUCTION

Among the most revolutionary technologies developed in recent years are AI and ML, whose applications have already spread to numerous other industries. Biological technology, medical care, and the creation of vaccines are just a few of the numerous industries that will greatly benefit from these innovations. Innovative biotech technologies and a more effective vaccine development procedure are being driven by the difficulty of managing numerous healthcare-related issues. The use of AI and ML approaches has been fueled by these demands [1]. The goal of this meta-analysis is to determine how various project management disciplines advance innovation, maximize efficiency, and support more general healthcare goals. Particularly in the fields of biotechnology and health care, where projects frequently necessitate intricate and multidisciplinary collaboration, project management is crucial for handling complicated tasks [2]. Even while they work well in many situations, standard project management techniques are frequently insufficient to handle the number of standard information, the need for quick choices, and the constantly changing issues that are typical in the aforementioned sectors.

For example, the development of vaccines necessitates the integration of clinical trial supply chain administration [3], regulatory compliance, and rapid information dissemination. The majority of biotech initiatives involve dynamic decision-making procedures based on changing data and real-time adjustments to experimental methods in response to shifting resource allocation [4]. Numerous AI and ML methods and technologies that tackle the issues mentioned.

AI and ML will be responsible for optimizing the project schedule, fine-tuning resource allocation, anticipating potential dangers, and enhancing the caliber of judgments made based on data-driven insights. It was observed that these innovations are capable of processing large amounts of data quickly and accurately [5]. As a result, it allows for the development of scheduling, planning, and strategic decision-making as opposed to ordinary, day-to-day decisions. In that regard, the use of AI and ML for project management adoption will become increasingly crucial as the complexity and volume of data in biotech, medical care, and vaccine development increase [6]. Particular attention has been paid in recent years to the creation of vaccines through its application, particularly during worldwide health emergencies like the COVID-19 pandemic. Researchers and pharma corporations' interest in novel approaches and the potential for innovation were both boosted by the haste to properly create vaccinations for the global epidemic.

Nearly every stage of vaccine research, from candidate identification to ideal designing clinical trials and effectiveness forecasting [7], has seen substantial acceleration thanks to AI and ML. Rapid identification of vaccine targets, effective analysis of clinical trial information, and prediction of vaccine response in various demographic groups have all been made possible by these technologies [8]. As a result, these advancements have the potential to improve suitable organizing projects through data-driven decision making while also speeding up the advancement effort.

The following are the study's meta-analysis questions: What effects do technological uses of AI and ML has on project management results in the biotech and vaccine manufacturing industries as well as the health sector? What particular contributions do AI and ML make to more efficient, economical, timely [9], and superior decision-making processes in various domains? Second, how do AI/ML-based project management strategies differ from conventional methods in terms of efficacy and financial success? By providing answers to these queries, it will be possible to have a thorough grasp of how machine learning and AI technologies are being integrated into standard methods for project management and the extent to which this could improve results in these intricate fields.

AI and machine learning are used in biotechnology to improve research and development, optimize trial designs, and develop new treatments and cures. Conventional R&D initiatives typically entail lengthy trial-and-error trials that are expensive and time-consuming. Large datasets may be examined by AI and ML algorithms, which can also spot trends and offer the best settings for experiments [10], saving a significant amount of time. AI-driven forecasting also assists project leaders in anticipating potential problems, allocating funds more effectively, and improving project efficiency in general. Because biotechnological initiatives require collaboration between research, technology, and clinical experts with a wide range of skills, these qualities are highly beneficial. The application of AI and ML in healthcare-related initiatives can also improve the healthcare sector as a whole.

Healthcare initiatives are intrinsically complicated and data-driven, whether they involve large-scale clinical trials, sophisticated patient care regimens, or new technology rollouts. Therefore [11], AI and ML can assist project leaders with automated regular tasks like planning, data input, and recording reports so that more crucial tasks can be completed on schedule. Additionally, forecasting can foresee hazards and possible delays in advance, allowing project managers to take proactive steps to restart projects. AI and ML can improve project results in the health sector by increasing productivity, decreasing errors, and enabling data-driven decision-making.

Even though AI and ML projects have recently garnered widespread attention for their enormous potential and project management capabilities, comprehensive examination of their influence across multiple fields in the health setting, biological technology, and vaccine development is still necessary [12]. There is a dearth of current research, with the majority of studies concentrating on specific uses or case studies rather than offering a comprehensive understanding of how these technologies affect the various project management techniques utilized in these domains. By combining data from several researches, this meta-analysis closes this gap and provides a comprehensive understanding of how AI and ML are advancing managing projects in various domains.

The main driving force for this meta-analysis is hopes that AI and ML can assist in resolving some of the ongoing issues that conventional management techniques in the pharmaceuticals and healthcare fields continue to confront. For example, executives frequently struggle with managing massive amounts of data since these initiatives frequently produce a huge amount of information through laboratory studies, clinical trials, and patient records. The issue of inefficiencies and time waste that arises from the conventional approach of data analysis is resolved by the AI/ML technique, which finds structures from such sophisticated data sets to provide meaningful data with ease.

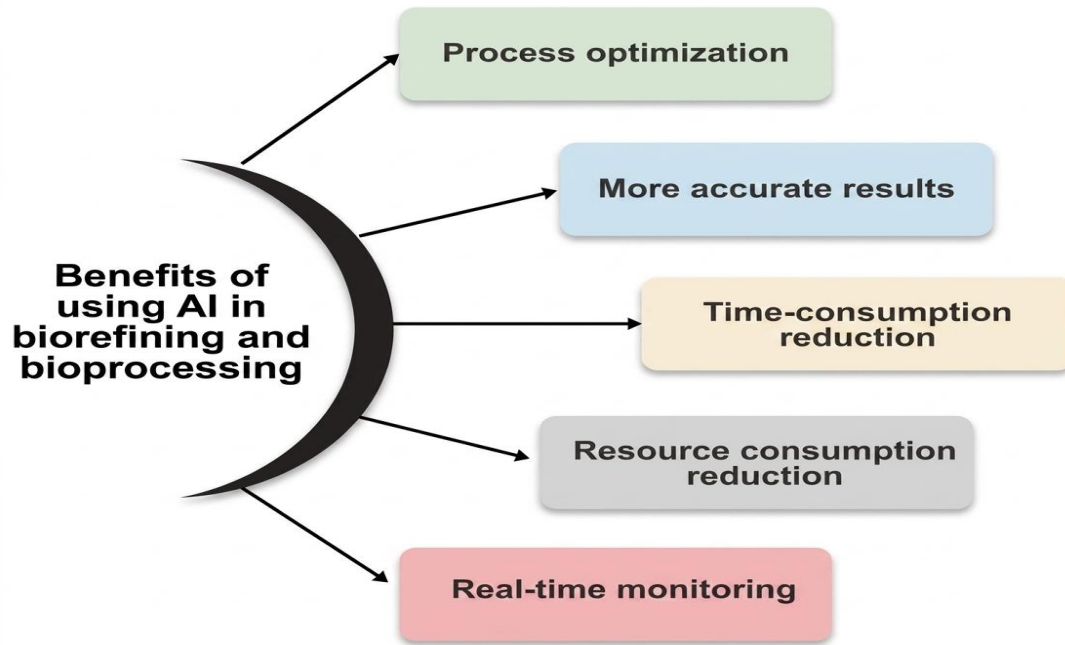


Figure 1. Benefits of Biorefining and Biological Processing Using AI and ML

For example, the majority of the cost-saving advantages will come from the use of AI and ML in managing projects. In medical and biotech initiatives, which require significantly greater financial resources in Figure 1 [13], this is a crucial factor to take into account because even a slight delay or inefficient process can result in significant expenses. AI and ML enable the most efficient use of traditional assets, lower the likelihood of costly errors, and simplify the entire process, increasing project management efficiency and savings. In a vaccine research program, for example, algorithms based on AI can identify which vaccine options have the best probability of success. As a result, resources can be focused on more viable possibilities rather than wasting them on less feasible ones.

The debate of how AI and ML can help make better management of project decisions is the second significant aspect of this meta-analysis. Due to the participation of interested parties with extremely unknown outcomes and quickly evolving information, decisions made in biotechnology, medical care [14], and vaccine development initiatives are frequently complicated. By offering insights based on factual data, identifying probable hazards, and, if feasible, disclosing the best course of action, AI and ML can enhance ability to make choices. For example, using previous data, standard ML models may forecast the probability of project delays; this gives the project management the early chance to take preventative action to lessen the risks. These abilities are extremely helpful while working on projects under pressure, as prompt and well-informed decisions might mean the distinction between a project's achievement and failure.

## 2. LITERATURE REVIEW

The foundations and categorization of ML, from fundamental ideas to popular supervised algorithms for learning and their uses in pharmaceuticals, are first briefly reviewed in this paper [15]. After that, it explores the standardized processes that support the application of AI. A thorough review of machine learning-specific applications is then provided, based on representative literature from the previous five years spanning downstream to downstream procedures and

formulations in pharmaceuticals. Lastly, the difficulties with data accessibility, model quality, and the use of artificial intelligence in biological manufacturing were thoroughly discussed. In order to realize Biopharmaceutical 4.0, a prospective review of new technologies was also given, emphasizing potential use trends of transfer learning, hybrid modeling, digital twins, and process-based analytical analytics.

This has been greatly aided by the use of process analytical technology in pharmaceutical production, which allows for real-time monitoring of process parameters and quality features. From product distribution to medicine discovery, every facet of healthcare is intricate and multifaceted. In order to attain sophistication, precision, adaptability, and speed in each of these domains [16], ML-based techniques are being used. This examination explores the potential of ML to address complex issues in a variety of biopharmaceutical development domains, including formulation, stability investigations, upstream and downstream process creation, pharmaceutical design and review of early stage synthesis, and analysis, characterization, and predictability of post-translational modifications.

Making ensuring the production process can sufficiently remove any possibility viral contaminants is one way to control such contamination. Viral filtering, chromatography separation, and low pH inactivation are examples of specialized unit activities that accomplish viral clearance for the synthesis of human monoclonal antibodies, Significant time and money must be spent on wet laboratory research for process studies on characterization in order to create each viral clearance stage for the manufacturing of a novel antibody [17]. The creation and improvement of viral elimination unit processes for novel antimicrobial agents may be facilitated by machine learning techniques.

We introduce Bio-MARL, a system for bioprocess management that combines multi-objective management and time-series forecasting. Productivity rose by 29.9% across every dataset, and batch efficiency hit 94.8%. Depending on the type of procedure, resource consumption dropped by 20–25% [18]. The design combines multi-objective algorithms that manage practical trade-offs, LSTM and transformer models for time prediction, and predictive maintenance that cuts unscheduled downtime by 43%. Our method is validated by three commercial data sets: yeast producing enzymes on a large scale, *E. coli* producing recombinant protein products, and CHO cellular cultures producing monoclonal proteins.

This study explores the various uses of computer learning and artificial intelligence in pharmaceutical quality assurance, including supply chain administration, data security, real-time tracking, predictive analytics, and enhanced analytical techniques. Predictive care and operational optimization employ machine learning algorithms to minimize equipment failures and ensure consistent product quality. Anomaly detection techniques and AI-driven Processes Analytical Technology solutions can enable continuous tracking of crucial quality parameters, enabling timely corrective action [18]. Automated paperwork and AI-powered audit-ready tools enhance data integrity and speed up regulatory standard adherence.

### **3. METHODS AND MATERIALS**

#### **3.1. MI Uses in Bioprocessing Typical**

In bioprocessing, ML contributes to predictive modeling, process optimization, and the development of adaptive systems capable of responding to changing conditions across multiple stages. ML methods analyze vast datasets and reveal insights that are often inaccessible to conventional methods. Supervised learning, unsupervised learning, and reinforcement learning are

the Proposed Machine Learning Framework for Bioprocessing Optimization, as illustrated in Figure 2 [19]. Depending on the availability and structure of labeled or unlabeled datasets, each approach has unique possibilities for deriving actionable knowledge from process data.

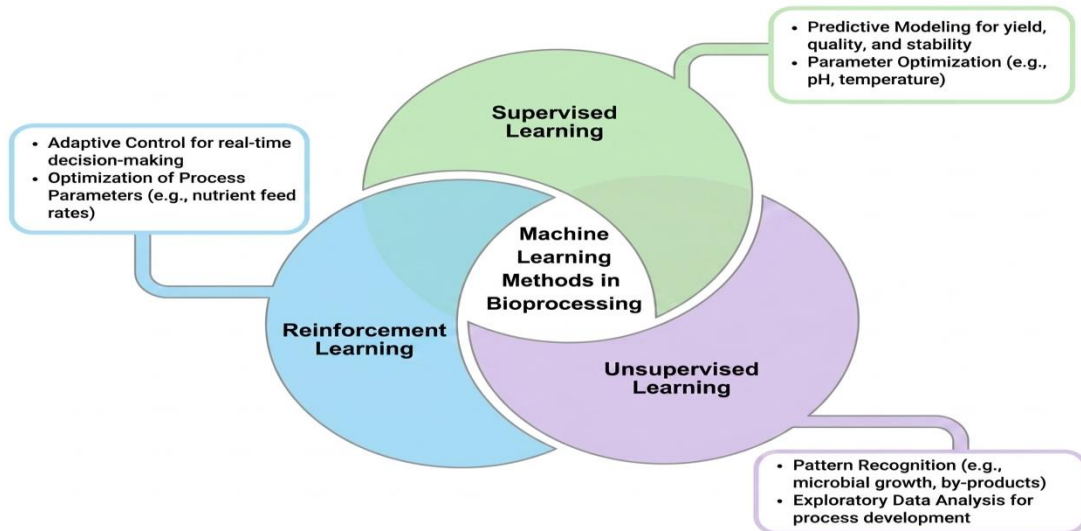


Figure 2. Proposed Machine Learning Framework for Bioprocessing Optimization

### 3.2 Adaptive Feedback and Real-Time Control in Bio Processing

A crucial element of contemporary bioprocess control is adaptive feedback mechanisms. In order to maintain ideal process conditions [20], these systems automatically modify vital factors like pH, temperature, food amounts, and oxygen content. Adaptive feedback loops help sustain stability across stages, such as fermentation and cleansing, by continuously reacting to real-time data, guaranteeing the process satisfies desired criteria. In bioprocessing, where input variation and changing conditions frequently affect outcomes like yield or product quality, this flexibility proves beneficial. By optimizing resource use and improving operational stability, these techniques minimize the needless use of expensive materials. MPC is acknowledged as one of the most successful adaptive techniques. Unlike traditional approaches, which respond to changes after they happen, MPC anticipates future changes in process variables and modifies operating parameters beforehand. Stability in intricate, nonlinear biological processes is supported by this proactive strategy.

### 3.3 ML in Bioprocessing

The bio processing journey of ML started out tentatively. Imagine the scene: skeptical procedure engineers who had witnessed too many "revolutionary" techniques fail, and computational scientists preaching computational salvation. The initial tries were nearly embarrassingly easy. Batch outcomes—binary categorization, success, or failure—are predicted using support vector machines. Final titers are estimated using random forests. Slight advantages over conventional linear regression are noticed. There were very slight gains over linear baselines [21]. Machine learning followed. Bio processing always lags other sectors by years, so it won't happen overnight, but it is inevitable. Everything was altered via LSTMs. Algorithms could suddenly recall that the dissolved oxygen increase from yesterday is relevant to the glycan profile of today. The growth, transition, production, and decrease rhythms of fed-batch cultures were captured by GRUs. The number of papers increased. Conferences were lively.

## 4. IMPLEMENTATION AND EXPERIMENTAL RESULTS

### 4.1 Datasets

847 batches spread over three years make up the CHO Cell Culture Dataset Monoclonal antibody for the treatment of cancer. Recent developments in deep learning techniques have shown great promise for streamlining the manufacture of monoclonal antibodies. Every batch is a two-week the marathon, with 57 variables continuously monitored. Temperature fluctuation within  $\pm 0.4^{\circ}\text{C}$  of the setpoint: looser control can be disastrous, while tighter control can cost a fortune. pH fluctuates around 8.0 [22], with oxygen dissolution around 40% ( $\pm 5\%$  on excellent days). Deeper down, the intriguing stuff is hidden: glycosylation profiles that change with the weather, operator biometrics that may be seen taking charge patterns, and equipment updates that result in unexpected step changes. E. Coli Fermentation Dataset: seventeen weeks of controlled anarchy, 453 batches Sprints lasting thirteen days from vaccination to harvest. Everything happens quickly, with crashes occurring in minutes and exponential development occurring in hours. We create data tsunamis by sampling every 40 seconds during crucial stages in Table 1. Each batch contains more than 100,000 measurements, the most of which are noise. However, hidden among that clutter are indications that indicate either success or failure? hours ahead of time.

Table 1. Prediction Models' Comparative Effectiveness across Bioprocess Variables

Model Architecture	CHO Cell Culture NRMSE (%)	<i>E. coli</i> Fermentation R <sup>2</sup> (unitless)	Yeast Production NRMSE (%)
Random Forest	19.7	0.72	22.3
SVM Regression	17.3	0.78	19.8
Standard LSTM	14.2	0.84	15.9
CNN-LSTM	12.6	0.87	14.3
<b>BioProphet (Ours)</b>	8.3	0.93	9.7
<b>Improvement vs. RF (%)</b>	58%	11%	56%

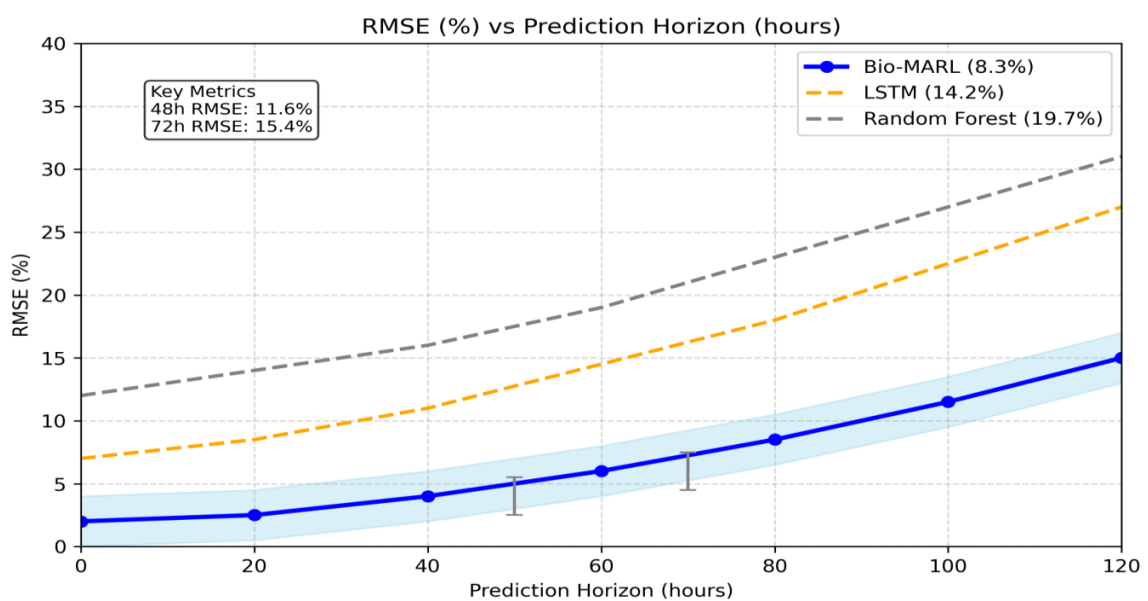


Figure 3. Comparison of RMSE Vs Prediction Horizon

Figure 3 depicts the decline in forecast accuracy over time horizons ranging from 1 to 120 hours [23], with shaded areas denoting 90% confidence intervals. In comparison to baseline approaches, which surpass 30% RMSE after 48 hours, the Bio-MARL system retains <20% RMSE for forecasts up to 72 hours forward.

#### 4.2 Optimization Outcomes

Bio-MARL agents are able to simultaneously improve several process metrics by learning efficient control strategies. The technique reduces glycosyle variation by 31.2% and raises average titer by 28.5% in CHO cultured cells in Table 2. The batch success rate increases from 87.2% to 94.8%, with hardware issues rather than process management being the primary cause of failures.

Table 2. Optimization Performance Metrics Across Different Bioprocess Applications

Process Type	Yield Increase (%)	Quality Reduction (%)	CV	Batch Success Rate (%)	Resource Reduction (%)
<b>CHO Culture</b>	28.5	31.2		94.8	22.4
<i>E. coli</i> Ferment.	34.2	28.7		96.1	19.8
<b>Yeast Production</b>	26.9	35.4		93.2	24.6
<b>Average</b>	29.9	31.8		94.7	22.3
<b>Industry Baseline</b>	–	–		87.2	–

#### 5.3 Impact of Predictive Upkeep

Synergies are produced by integration with optimizing processes. In spite of subpar hardware, the system maintains product quality by modifying process variables to compensate for declining equipment performance [24]. This feature increases equipment lifespan by 18% on average while upholding quality guidelines.

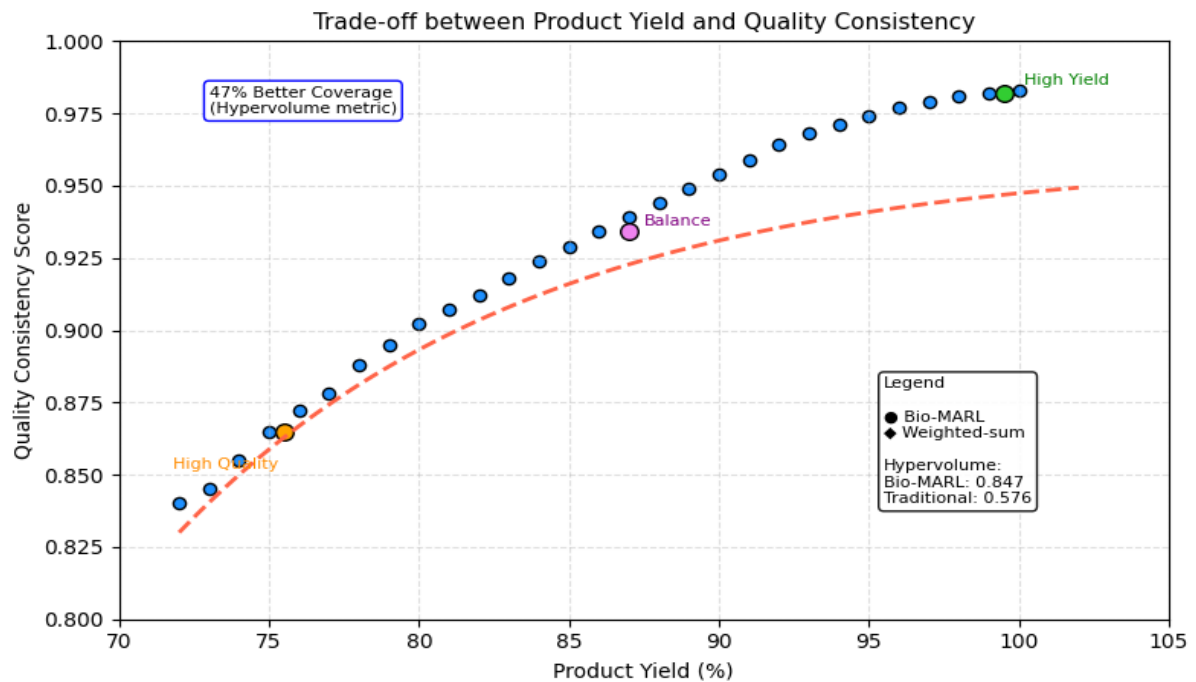


Figure 4. Trade-off between Product Yield and Quality Consistency

Figure 4 compares Bio-MARL solutions (blue dots) with conventional weighted-sum optimisation (red line) to show the trade-off between output yield and quality uniformity. Bio-MARL improves hyper-volume coverage by 57%, providing decision-makers with a wider range of operational locations to select from according to business considerations [25].

## 5. CONCLUSIONS AND FUTURE WORK

A thorough machine learning approach for bioprocess optimization was described in this research, which produced notable gains in a variety of performance indicators. The Bio-MARL system maintains resilience to disruptions while effectively coordinating optimization across processing components. Production continuity is ensured by proactive upkeep capabilities, which stop equipment failures. Strong returns on investment with quick payback times are confirmed by economic analysis.

The framework will be expanded in a number of ways in subsequent work. Integration with mechanistic frameworks will bring together foundational knowledge and data-driven insight. Explainable AI methods will improve the interpretability of models for regulatory approval. Cellular metabolism and process control will be linked through multi-scale optimisation. Process development cycles will be accelerated by automated experiment design.

## REFERENCES

- [1] Bityutskyy, V. S., Tsekhmistrenko, S. I., Tymoshok, N. O., Melnichenko, A. M., Yekimov, S., Šálková, D., ... & Kishko, K. M. (2025). Convergence of Artificial Intelligence in Biotechnology: Innovations and Prospects. *Mikrobiologichnyi Zhurnal*, 87(6), 86-106.
- [2] Puranik, A., Dandekar, P., & Jain, R. (2022). Exploring the potential of machine learning for more efficient development and production of biopharmaceuticals. *Biotechnology Progress*, 38(6), e3291.

- [3] Walsh, I., Myint, M., Nguyen-Khuong, T., Ho, Y. S., Ng, S. K., & Lakshmanan, M. (2022, December). Harnessing the potential of machine learning for advancing “quality by design” in biomanufacturing. In *MABs* (Vol. 14, No. 1, p. 2013593). Taylor & Francis.
- [4] Kumar Mohan, & Vara Prasad Reddy. (2022). Frequency Allocation for Wireless Fidelity (Wi-Fi) System using FDMA. *International Innovative Research Journal of Engineering and Technology (IIRJET)*, 6(4). <https://doi.org/10.32595/iirjet.org/v6i4.2021.146>.
- [5] S.Gnanamurthy, & Santhosh Kumar Chenniappanadar. (2024). Enhancing Intrusion Detection using Deep Learning and An Improved Conditional Variational AutoEncoder (ICVAE). *International Innovative Research Journal of Engineering and Technology (IIRJET)*, 8(1). <https://doi.org/10.32595/iirjet.org/v8i1.2022.162>.
- [6] Oyeniran, K. A., Oyeniran, O. H., & Oladunmoye, K. M. (2025). Artificial Intelligence, Innovation, and Safety in Biotechnology Research. In *Cases on AI Innovations in Occupational Health and Safety* (pp. 73-98). IGI Global Scientific Publishing.
- [7] Pan, Z. (2023). Machine Learning for Real-time Optimization of Bioprocessing Parameters: Applications and Improvements. *Artificial Intelligence and Machine Learning Review*, 4(3), 30-42.
- [8] Bonatti, A. F., Vozzi, G., & De Maria, C. (2024). Enhancing quality control in bioprinting through machine learning. *Biofabrication*, 16(2), 022001.
- [9] Khuat, T. T., Bassett, R., Otte, E., Grevis-James, A., & Gabrys, B. (2023). Applications of machine learning in biopharmaceutical process development and manufacturing: Current trends, challenges, and opportunities. *arXiv preprint arXiv:2310.09991*.
- [10] Mondal, P. P., Galodha, A., Verma, V. K., Singh, V., Show, P. L., Awasthi, M. K., ... & Jain, R. (2023). Review on machine learning-based bioprocess optimization, monitoring, and control systems. *Bioresource technology*, 370, 128523.
- [11] Mey, F., Clauwaert, J., Van Huffel, K., Waegeman, W., & De Mey, M. (2021). Improving the performance of machine learning models for biotechnology: The quest for deus ex machina. *Biotechnology advances*, 53, 107858.
- [12] DSVNM, R., Rahul, G., & SVGVA, P. (2024). AI and machine learning in biotechnology: a paradigm shift in biochemical innovation. *International Journal of Plant, Animal and Environmental Sciences*, 14(4), 70-80.
- [13] Kim, G. B., Kim, W. J., Kim, H. U., & Lee, S. Y. (2020). Machine learning applications in systems metabolic engineering. *Current opinion in biotechnology*, 64, 1-9.
- [14] Riordon, J., Sovilj, D., Sanner, S., Sinton, D., & Young, E. W. (2019). Deep learning with microfluidics for biotechnology. *Trends in biotechnology*, 37(3), 310-324.
- [15] Gupta, S., Gautam, V., & Kanwar, S. (2025). Machine Learning in Biotechnology: Current Applications and Future Prospects. *From Genes to Algorithms: Navigating the Biotechnology Data Revolution*, 21-40.
- [16] Azadi Ahmadabadi, G. (2025). Predicting scientific research impacts in biotechnology by machine learning algorithms. *Scientometrics Research Journal*, 11(1, spring & summer), 1-24.
- [17] Bahl, A., Halappanavar, S., Wohlleben, W., Nymark, P., Kohonen, P., Wallin, H., ... & Haase, A. (2024). Bioinformatics and machine learning to support nanomaterial grouping. *Nanotoxicology*, 18(4), 373-400.
- [18] Alosert, H., Savery, J., Rheume, J., Cheeks, M., Turner, R., Spencer, C., ... & Goldrick, S. (2022). Data integrity within the biopharmaceutical sector in the era of Industry 4.0. *Biotechnology journal*, 17(6), 2100609.
- [19] ISLAM, R. (2025). AI and big data for predictive analytics in pharmaceutical quality assurance. Available at SSRN 5564319.

- [20] Uddin, M. R., Sovon, M. S. I., Mondal, S., Ahmed, S., Al-Mizan, M. A., Aktar, F., & Amran, M. S. (2025). Artificial intelligence and machine learning in pharmaceutical sciences: Unpacking regulatory guidance, opportunities, and challenges for safe and effective drug development. *Submitted to International Journal of Medical Informatics*.
- [21] Nguyen, X. D. J., Liu, Y. A., McDowell, C. C., & Dooley, L. (2025). Methodology for contamination detection and reduction in fermentation processes using machine learning. *Bioprocess and Biosystems Engineering*, 48(9), 1547-1563.
- [22] Lebedev, V., & Lebedev, A. (2026). Artificial Intelligence Methods in Forest Biotechnology: Current Status and Future Prospects. *International Journal of Molecular Sciences*, 27(10), 4185.
- [23] Narayanan, H., Dingfelder, F., Butté, A., Lorenzen, N., Sokolov, M., & Arosio, P. (2021). Machine learning for biologics: opportunities for protein engineering, developability, and formulation. *Trends in pharmacological sciences*, 42(3), 151-165.
- [24] Srikanth, P. B., & Chenniappanadar, S. K. (2025). Developing an Intelligent Human-Computer Interaction System Using Deep Learning and Machine Learning Algorithms. *Journal of Wireless Networks and Communication Systems*.
- [25] Sujin, B., & Kumar, K. (2026). Machine Learning-Based Predictive Modeling for Chemical Reactor Performance Optimization. *Journal of Computer Applications and Information Technology*.