

## Hall Plan Provisioning System for University Examinations

Inbaraj P<sup>1</sup>, Abhinlal TP<sup>2</sup>

<sup>1,2</sup>CK College of Engineering and Technology

<sup>1</sup>inbarajp@hotmail.com, <sup>2</sup>abhinlaltp@gmail.com

**Abstract:** In this project we are developing automatic seating arrangement for University examination. Every educational institution is following the manual work for hall plan for every exam eligible student, but our system is developing automatic seating allocation for eligible student. We are also reducing the work load of the faculty members by uploading marks in the excel sheet instead of manual work, if the faculty members are willing to upload the marks by manually that also available in our project. This system is helpful for the students to view the personal information, Syllabus, Exam fees, University Marks with Grade Point Average (GPA), Cumulative Grade Point Average (CGPA) and calculating the number of arrear students, GPA and CGPA automatically. Here we are using our own algorithm for implementing automatic seat allocation. It provides more security and having attractive design and as well as user friendly environment.

**Keywords:** Grade Point Average (GPA), Cumulative Grade Point Average (CGPA), Software Requirements Specification (SRS).

---

### 1. INTRODUCTION

#### Scope of the Project

Here we propose a system that would automatically generate the exam hall arrangements for every student in the college, the same system would allow us to upload and download data to and from the database in the form of excel sheets, and also the system would store and viewed the information about students including exam results. The main objective is to reduce the manual work done by the faculties.

#### Problem Definition

It would take much time and causes complication when arranging the seats for the exam by manually and also the faculties face many problems while entering the data into the database, they have to perform this actions by manually, the proposed system can overcome this problems by the help of our own algorithm. Faculties have to upload and download data to and from the database manually, as we know that manual works may take much time and produces errors, to avoid this problems this system is capable of uploading and copying data in the excel format. This would help to complete the task in a quick time and it is reliable too.

The fees details for the university examinations are to known by the student individually, this would help to pay the money and get registered for the examination without any delay. Both the Students and faculties face many difficulties to know the GPA and CGPA after getting the university examination results, as our system would automatically generate the CGPA and GPA, including the no of arrears. So our project would make reduce the overload of the users.

#### Problem Definition

The problem is to design a new application system for a Examination Seating Planning in college which has working requirements of recording their Seating plans center name, date sheet, roll list, room list and students records, teachers records.

The need of the organization is to get a system which is automated and easy to use and efficient in recording to all students seating plan.

#### Software Requirement Specification

This document is a Software Requirements Specification (SRS) for examination sitting planning. It describes the functions, goals and tasks that the system can perform. Software Team Development will use this document to

describe the scope of the project and to plan for the system's design and eventual implementation. The document lists the following features as the high-level requirements that the Examination sitting planning will satisfy:

- Examination center – assigning college for students and teachers to university.
- Date sheet- assigning for students and teachers to university.
- Roll list- provide by university for students.
- Room list-provide by college.
- Floor- in college may be many floors.

The document also presents a number of requirements that can be classified into two Categories functional and non-functional requirements. Non-functional requirements can be used to improve the functioning of the computer system, but not the Planning of Seating in Examination as a whole. For these requirements, Software Team Development recommends that the Examination Seating planning System a set of experts from their computer department and their legal department to formally accept the requirements. The primary areas of concern Are performance, security and user-interface. Functional requirements, on the other hand, are Requirements directly related to the Examination Sitting Planning Software Team Development Inc.

### Scope

The scope of this system is very broad in terms of other manually recordkeeping of all student roll no. This project will really prove to be a helpful tool for managing all the activities of the organization in a more organized and efficient manner with higher working speed and better output.

This system can be used in recording all college Examination Seating Planning in a automated Way. Beneficial where volume of data is large. It is also beneficial for recording of all student information. It is highly beneficial for recording of all rooms in college with floor wise.

## 2. LITERATURE SURVEY

This system aims to help the students to know about the exam hall, and seating arrangements before the exam. Mostly students are facing many problem for finding the exam hall and their seats respectively. A newly invented concept can aid for the students for checking their exam

halls. This helps them to identify the floor or get directions to their respective halls without delays. The students details have information about all the students who attend the examination .it contains the name of the student, hall ticket no, branch of the student and the hall number. Hall details have total number of halls available in the institution and the name of the hall. Batch details contains department details for ex., computer science, biology, chemistry, mathematics etc., and the examination timings details have total timing allotted to students and hall etc. The project keeps track of various details in modules such as, students details, examination timing details, and hall details with the proper descriptions.

particular department. The information is sorted information alphabetically, which will be provided by the teacher for a respective department. This system is also help in finding the examination eligibility criteria of a student of the particular department.

## 3. PROPOSED SYSTEM

The proposed system is to design an application program for the Examination Sitting Planning System. This is required to make the working process of the organization easy and fast. The proposed system is really going to prove a helpful tool for recording all information of the college in a systematic manner all the records can be stored in a tabular form through tables which enables ease of retrieval of data and information. The proposed system is much better in working and efficiency than the current system.

The following advantages can be obtained from the proposed system

### 1. Speed:

The proposed system is faster than current system.

### 2. Accuracy:

The proposed system is much accurate than the current system.

### 3. Man power requirements:

The proposed system requires less clerical work and official work.

### 4. Systematic recordkeeping:

The proposed system offers more systematic recordkeeping of the college information.

### 5. Security:

It provides a moderate level of security.

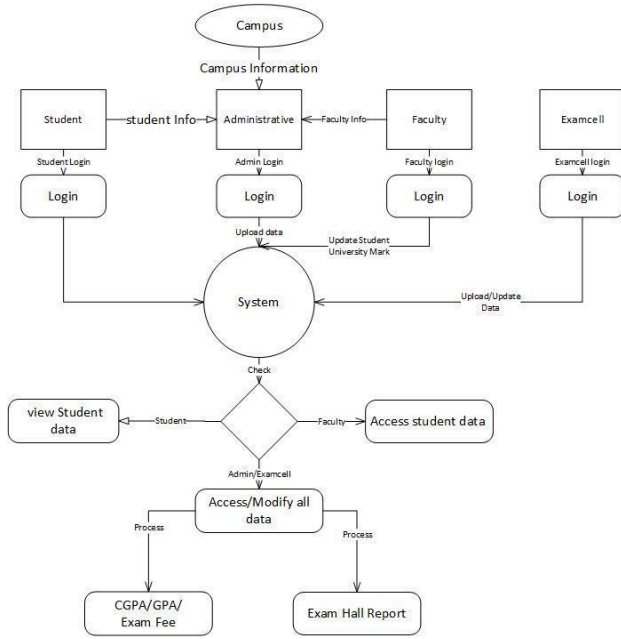
### 6 Ease in updating and editing of data

Examination: Hall Ma

The proposed system offers convenient way of updating

and editing data and information. The new records can also be added easily, Which is a hectic process in current system.

#### 4. ARCHITECTURAL DIAGRAM



#### Algorithm: Seating Arrangement

- Step 1: Get the total number of subjects enter into the current exam session.
- Step 2: Take count for number of student appearing for each subject, the count is stored in array list (stu\_count\_eachsub[]).
- Step 3: Get the allocated hall number (Each hall has default number of seats).
- Step 4: initialize the value odd=15 and even=10;
- Step 4: The array list is (stu\_count\_eachsub[]) is sorted in descending order.
- Step 5: Take first two values from it.
- Step 6: Compare that the two values from the array, take the highest value as “odd” count and lowest value as “even” count (total seat are 25 counts).
- Step 7: The highest number of count is assign in odd\_no\_seats and lowest number of count is assign in even\_no\_seats array.
- Step 8: If check the condition odd\_no\_seats =odd and even\_no\_seats=even then even=10 goto step 9 otherwise goto step 8.a.

- a) The even\_no\_seats to be placed in even column.
- b) even =even - placed student count.

- c) Get the next value of array list (stu\_count\_eachsub[]).
- d) Return to step 6.

Step 9: First taken for odd\_no\_seats placed in hall using for loop, row= 1, 3, 5 therefore initial value=1, incremental operator i=i+2;

Step 10: Then next taken for even\_no\_seats placed in hall using for loop, rows = 2,4 therefore initial value =2 using incremental operator i=i+2;

Step 11: Step 9 and Step 10 to place the register number in corresponding seat number.

Step 12: The array (stu\_count\_eachsub[]) is NULL, display the seating report until repeat the step 5 to 12.

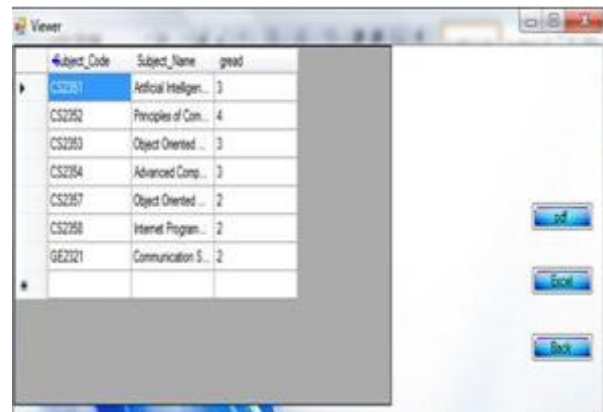
#### Screen Shots

##### Login page

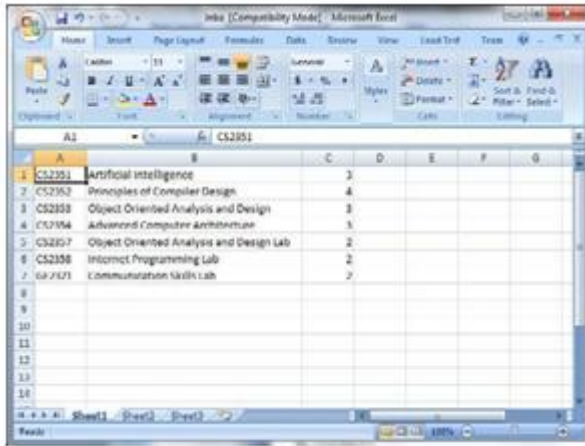
This page is used to login for several user.



To be view the curriculum

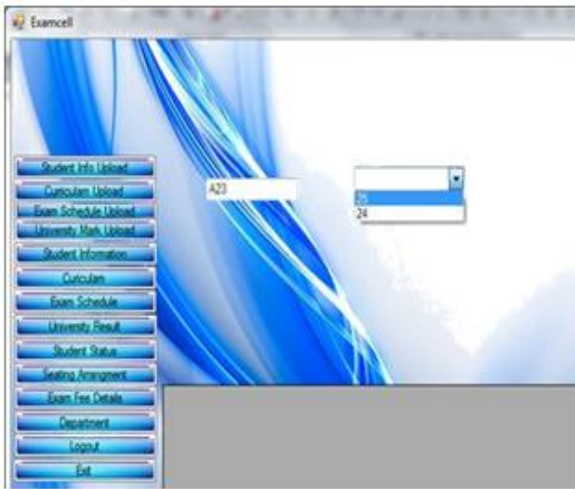
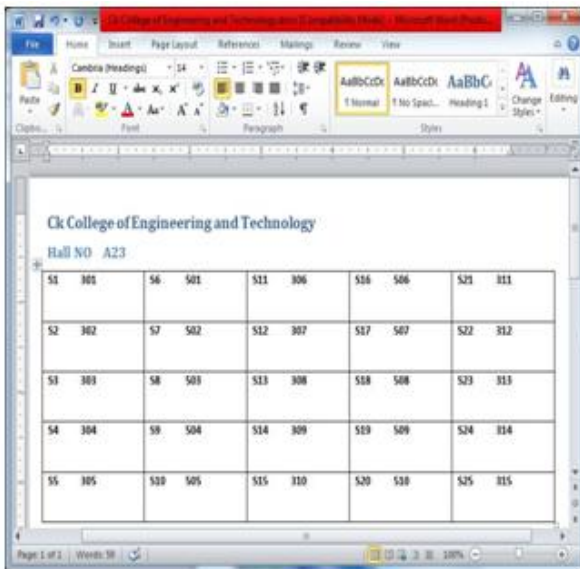


User can download the required data from the database in excel format



	A	B	C	D	E	F	G
1	CS2351	Artificial intelligence	3				
2	CS2352	Principles of Computer Design	4				
3	CS2353	Object Oriented Analysis and Design	3				
4	CS2354	Advanced Computer Architecture	3				
5	CS2357	Object Oriented Analysis and Design Lab	2				
6	CS2358	Internet Programming Lab	2				
7	CS2359	Communication Skills Lab	2				

Automatic seating arrangement

Ck College of Engineering and Technology

Hall NO A23

S1	301	56	501	S11	306	S16	506	S21	311
S2	302	57	502	S12	307	S17	507	S22	312
S3	303	58	503	S13	308	S18	508	S23	313
S4	304	59	504	S14	309	S19	509	S24	314
S5	305	50	505	S15	310	S20	510	S25	315

## 5. CONCLUSION

The primary goal of the system analyst is to improve the efficiency of the existing system. It is developing automatic seating allocation for eligible student, the requirements is very essential. Reducing the work load of the faculty members by uploading marks in the excel sheet instead of manual work, provides more security and having attractive design.

## REFERENCES

- [1] EExam Hall Management System B.Theeban Chakkaravarthy and T.Raghavi Assistant Professor, CK College of Engineering and Technology, Cuddalore, India PG Scholar, CK College of Engineering and Technology, Cuddalore, India Issue 1 –MARCH 2015.
- [2] A Research Paper on College Management System Lalit Mohan Joshi, M.tech scholar -TKIT Dwarahat, Almora, Uttarakhand released by 2015.
- [3] Information System Based On College Campus– Shilpa Bilwane, Pranali Jambhulkar Computer of Science and Engineering, RTMNU International Journal of Engineering And Computer Science ISSN: 2319-7242 Issue 3 March 2015